

Types of oils to be collected by the town

Used or expired cooking oils from households and restaurants (vegetable oil only)

Examples: rapeseed oil, soybean oil, corn oil, sesame oil, safflower oil, salad oil.

*Any color cooking oil is acceptable.

*The town can collect cooking oil that contains a small amount of tempura crumbs.

*Please provide an advance notice to the town, if your restaurant wishes the town to collect cooking oils.

Types of oils not collected by the town

Animal fat-based cooking oils (lard), mixed oil of cooking oil and lard, palm oil, coconut oil, industrial oil (kerosene, engine oil, etc.)

Cooking oil disposal method

Put the used oil in a plastic bottle (any size) and screw the cap tightly. (Use of a plastic bottle allows the contents to be visible.) For unused oil which will not be used owing to expiration of the best-before date or the like, please drop-off the oil without opening the original bottle.

The collection dates are designated separately for each district.

Types of fluorescent lights to be collected by the town

Straight, circular, ball-shaped fluorescent tubes, other fluorescent lamps, incandescent lamps

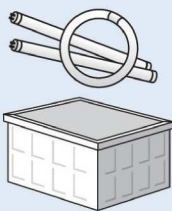
*LED bulbs are also acceptable, but fluorescent lights from business entities are not collected.

Method of disposal for fluorescent lights

○ Please use a designated container (folding container) which is placed at the collection point.

○ Packaging or corrugated boxes for fluorescent lights can be used for transporting the waste lights from home to the collection point; however, please dispose of paper-based waste and fluorescent lights separately.

○ Fluorescent lights must generally be disposed of in unbroken condition; however, unintentionally-broken fluorescent lights may be collected as necessary.



Please contact a waste disposal service provider, retail store or contractor for waste that is not collected by the town.

Items subject to the Home Appliance Recycling Law

Please ask the retail store to collect any TV, air conditioner, refrigerator, washing machine, clothes dryer, etc. when replacing it. (Recycling or related charge applies)

Bulky items

Motorcycles, bicycles, carpets, beds, electronic organs, stereo equipment, etc.

Industrial waste

Construction debris, PVC pipes, vinyl products for agricultural use, construction materials or the like, waste solutions generated from a manufacturing plant, etc.

Business-related waste

Waste materials generated through business activities of shops, restaurants, factories, offices, or the like will not be collected by the town. It is mandatory for each business entity to dispose of the waste in accordance with the law.

Other waste

○Agricultural machinery and accessories ○Automobile/motorcycle parts and components ○Building accessories ○Medical waste, etc.

(Lawn mowers, fire extinguishers, waste oil, personal computers, galvanized iron sheets, roof tiles, skis, etc.)



● Please ask the retail store to collect any TV, air conditioner, refrigerator, washing machine, clothes dryer, etc. (Charge applies)



*Tires and batteries are collected by the Environmental Health Association at the end of each year as a paid service.

Waste Segregation and Disposal in Kanra Town

◎ Please refer to the Kanra Community Calendar for the waste collection schedule or other related information (sorted by each district and day of week)

(*Please place waste at the designated collection point before 8:30AM on the designated collection date.)

Waste that can be placed at the general waste collection point

Combustible Waste (Designated bag, yellow)

Please place combustible waste only in the designated bag since the waste will be incinerated.

- Food waste such as vegetables, fish (kitchen waste)
- Seashells, plants (Please dry thoroughly)
- Waste paper, carbon paper, thermal paper (papers other than recyclables)
- Disposable diapers (Feces must be disposed of in the toilet)
- Heavily soiled plastics
- Containers/packages (non recyclables)
- Paper carton with silver color internal coating
- Documents that cannot be put into recycling (Remove paper fasteners, etc.)
- Plastic products
- Toys (excluding metal-made products), videotapes, buckets, cups, CD, etc.
- Clothing (Remove metal pieces, etc.), cloths, blankets, cushions, shoes, bags, stuffed toys

**Caution**

Paper should be separated as much as possible into recyclables and non-recyclables. For food waste, please make sure any water is drained, and vegetables, fruits, plants or the like are dried as much as possible before disposal.

Types of waste bags designated by the town**Waste bags designated for combustible waste**

(Yellow, large-size, 10 bags, 400 yen)
(Yellow, medium-size, 10 bags, 300 yen)
(Yellow, small-size, 10 bags, 150 yen)

Waste bags designated for noncombustible waste

(Semitransparent, large-size, 10 bags, 400 yen)
(Semitransparent, medium-size, 10 bags, 300 yen)
(Semitransparent, small-size, 10 bags, 150 yen)

Plastic Containers/Packages

(Blue, Large-size, 10 bags, 200 yen)
(Blue, Medium-size, 10 bags, 150 yen)
(Blue, Small-size, 10 bags, 100 yen)

*Please purchase the bag at a retail store or the government office

Noncombustible Waste (Designated bag, semitransparent, red text)

Noncombustible (redaction)**Metals (recyclable)**

Please do not mix with combustible or recyclable materials since the waste will be landfilled.

- Glasses and ceramics (glass plates, cups, pottery tableware, rice bowls, dishes, vases, other glass products, etc.)



Please place metals only in the designated bag since metals are recycled.

- Kitchen utensils such as metal-made saucepans, pots, kettles, frying pans, kitchen knives or the like, rusty cans, metal toys, scissors, 18-liter cans, or small electric appliances such as toasters, radios or the like, umbrellas, etc.


**Caution**

Please do not place any materials other than metals here. However, if a product is partially made of a non-metal material and it cannot be separated, please dispose of the product as it is.

Recyclable Waste That Can Be Brought to the Collection Point

◎Please refer to the Kanra Community Calendar for the waste collection schedule or other related information (Obata/Akihata area is on the second Saturday, Fukushima/Niiza area is on the 4th Saturday)
 *There is no designated bag. Please place them in the designated location at the Residents' Center of the area or other collection point between 7AM and 9AM on the designated collection date.)

Plastic Bottles

[Recycling] Plastic bottles are reused and must be the only material contained during the recycling process. Please use a semitransparent bag (unspecified) which allows contents of the bag to be seen when disposing.
 This applies only to bottles with this  logo (soy sauce, alcoholic beverages, soft drink bottles, etc.).


Caution

Please remove the cap and label (dispose of as a plastic containers/package), rinse with water, and place only plastic bottles in a bag.



Please do not cut the bottle.
 Plastic bottles with paint adhesion or oil residue and contaminated bottles cannot be accepted.

Plastic Containers/Packages (Designated bag, blue)

[Recycling] Plastic containers/packages are recycled as raw materials for plastic products. This applies only for clean items with this  logo. Please dispose of plastic containers/packages that are soiled or whose waste category is unknown as combustible waste.

- Bottles (plastic-based bottle-type containers for liquid detergent/shampoo/conditioner /sauce/soup)
- Plastic bags (plastic packages for instant foods/frozen foods/confectionery, plastic bags, food packaging films, seasoning pouches, etc.)
- Plastic packs (packages for packed lunches/prepared dishes, packaging containers for food products/electric products, etc.)
- Cups (plastic cups for pudding/jelly/yoghurt, cup noodle containers, etc., excluding paper or aluminum lid)
- Lids (plastic lids used for plastic bottles, glass bottles, plastic containers, etc.)
- Trays (meat/fish/prepared food/fruit/vegetable trays, etc., dividing trays of confectionery products, excluding absorbing sponges or paper)
- Wraps (wraps used for food preservation, etc.)
- Films (packaging labels for confectionary boxes, various cases, etc.)
- Plastic nets (foamed nets for wrapping of fruits, etc., orange/onion packaging nets)



*Please segregate based on the mark on the container.



Caution Plastic products such as buckets, cups, spoons, dishes, washbowls, toys, video tapes, flowerpots, hangers, etc. are not plastic containers/packages. (Please dispose of as combustible waste.)

Papers

Please bundle any stacks of papers for each category with a string as shown in the illustration. Make the bundled papers visible when disposing.

○ Newspapers

Bundle a stack of newspapers with a string as shown in the illustration.

○ Flyers

Bundle a stack of flyers with a string as shown in the illustration.

○ Corrugated cardboards

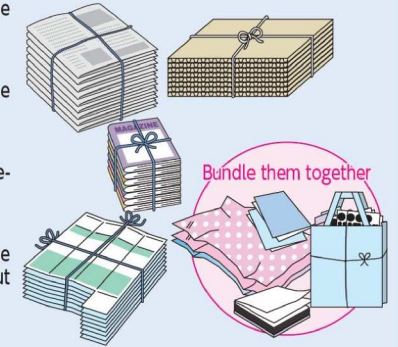
Corrugated cardboard is cardboard which has a wave-shaped structure when viewed cross-sectionally.

○ Milk/paper cartons

For milk/juice and other paper cartons (excluding those with a silver coating inside), please rinse with water, cut and spread out, dry, and bundle them with a string.

○ Miscellaneous paper

Books, magazines, confectionary boxes, cardboards, wrapping papers, other papers. Bundle them with a string.



Cans

Please remove the contents, clean, and separate into each category. If it is hard to tell whether it is an aluminum can or a steel can, please dispose of as a steel can.

○ Aluminum cans

(Beer cans, alcohol beverages, juices, sports drinks, aluminum caps, etc.)



○ Steel cans

(Canned food, confectionary cans, juices, gas canisters, spray cans, etc.)



Caution Please empty and rinse with water. Do not crush. For spray cans, please make sure that they are completely used up, remove the lid/cap, and make a hole.

Glass Bottles

Please remove the contents, clean, remove the lid/cap and labels and separate into each category. (Labels can remain if difficult to remove)

○ Miscellaneous glass bottles



Brown glass bottles (brown only)



Other colors (Other than colorless and brown bottles, ambiguous colors)



Method of Disposal

Remove the lid/cap, rinse with water, and drain the rinsed water before disposal.

Caution

Please dispose of items other than glass bottles (glass dishes, ashtrays, ceramics, glasses, etc.) and those with adhesion such as paint as noncombustible waste.

*Please bring 1.8 liter/beer glass bottles to the shop with Sake/Beer Bottle Recycling sign whenever possible.

Other Waste

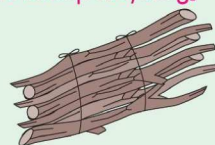
Batteries [for recycling]

Put batteries in a plastic bag and label as "Batteries."
 Batteries are collected in March, July and November.



Pruned branches [woodchip recycling]

Pruned branches only. Less than 5cm in diameter. Please cut them to about 60 cm in length and bundle them with a string for disposal.



*Please contact the Resident Section, Environmental Group (at 74-3131) for clarification about disposing waste.